

1 NEWS Colmar Brunton Poll

20 – 24 June 2020

Attention: Television New Zealand

Contact: (04) 913-3000

Release date: 25 June 2020

Level One
46 Sale Street, Auckland CBD
PO Box 33690 Takapuna
Auckland 0740
Ph: (09) 919-9200

Level 9, Legal House
101 Lambton Quay
PO Box 3622, Wellington 6011
Ph: (04) 913-3000

www.colmarbrunton.co.nz

Contents

Contents	1
Methodology summary	2
Summary of results.....	3
Key political events.....	4
Question order and wording.....	5
Party vote	6
Preferred Prime Minister	8
Economic outlook	10
Cannabis referendum	12
Government’s response to COVID-19.....	13
Approval of Todd Muller	14
Parliamentary seat entitlement	15
Method for calculating parliamentary seat entitlement	15

Methodology summary

CLIENT:	Television New Zealand.
RELEASED:	Thursday 25 June 2020.
POLL CONDUCTED:	Interviewing took place from Saturday 20 to Wednesday 24 June 2020.
MEDIAN FIELDWORK DAY:	Sunday (50% of sample size target was reached on this day).
TARGET POPULATION:	Eligible New Zealand voters.
SAMPLE POPULATION:	Eligible New Zealand voters who live in New Zealand households that have a landline telephone or have access to a New Zealand mobile phone.
SAMPLE SELECTION:	<p>Landline: Nationwide random digit dialling of landline telephones using stratified probability sampling to ensure the sample includes the correct proportion of people in urban and rural areas. Interviewers ask to speak to the person in each household aged 18 years or over with the next birthday. When required, multiple calls are made to reach that person. Voting eligibility is determined at the first question.</p> <p>Mobile: Random dialling of New Zealand mobile telephones using probability sampling. Interviewers ask to speak to the main user of the phone who is aged 18 years or over. When required, multiple calls are made to reach that person. Voting eligibility is determined at the first question.</p>
SAMPLE SIZE:	n = 1,007 eligible voters, including n=404 polled via landline phone and n=603 polled via mobile phone.
SAMPLING ERROR:	<p>The maximum sampling error is approximately ± 3.1-points at the 95% confidence level. This is the sampling error for a result around 50%. Results higher and lower than 50% have a smaller sampling error. For example, results around 10% and 5% have sampling errors of approximately ± 1.9-points and ± 1.4-points, respectively, at the 95% confidence level.</p> <p>These sampling errors assume a simple random sample of 1,000 eligible voters.</p>
INTERVIEW METHOD:	Conducted by CATI (Computer Assisted Telephone Interviewing).
WEIGHTING:	The data have been weighted to align with Stats NZ population counts for age, gender, region, ethnic identification, and mobile or landline access.
REPORTED FIGURES:	Reported bases are unweighted. For Party Support, percentages have been rounded up or down to whole numbers, except those less than 4.5%, which are reported to 1 decimal place. For all other figures percentages have been rounded up or down to whole numbers except those less than 1%, which are reported to 1 decimal place. All sub-group differences listed for supplementary questions are statistically significant at the 95% confidence level.
METHODOLOGY NOTES:	The party vote question has been asked unprompted since February 1997.

Note: The data does not take into account the effects of non-voting and therefore cannot be used to predict the outcome of an election. Undecided voters, non-voters and those who refused to answer are excluded from the data on party support. The results are therefore only indicative of trends in party support, and it would be misleading to report otherwise.

This poll was conducted in accordance with the New Zealand Political Polling Code. Publication or reproduction of the results must be acknowledged as the "1 NEWS Colmar Brunton Poll".

Summary of results

PARTY SUPPORT – PARTY VOTE		
Labour Party	50%	Down 9%-points from 16-20 May
National Party	38%	Up 9%-points
Green Party	6%	Up 1%-point
ACT	3%	Up 1%-point
New Zealand First	2%	Down 1%-point
Māori Party	1%	Steady
New Conservative	1%	Steady

UNDECIDED VOTERS		
Party Vote – Don't know or refused	15%	Down 1%-point from 16-20 May

PREFERRED PRIME MINISTER		
Jacinda Ardern	54%	Down 9%-points from 16-20 May
Todd Muller	13%	Up 13%-points
Judith Collins	2%	Down 1%-point
Winston Peters	2%	Up 1%-point

ECONOMIC OUTLOOK		
Optimism	41%	Up 1%-point from 16-20 May
Pessimism	45%	Down 1%-point

The results shown on this page, and the changes identified over time, are reported to the nearest whole number. More detailed results are provided in the body of this report.

Key political events

8 June – 24 June 2020

- Todd Muller won a National Party caucus vote to take over from Simon Bridges as the leader of the party (22 May 2020). Nikki Kaye was appointed Deputy Leader, taking over the role from Paula Bennett. Muller faced some criticism early on, both over displaying a Trump 'MAGA' cap in his office, and for the lack of Māori on his front bench.
- Former Detective Dave Pizzini warned that there will be a surge of negative impacts if cannabis is legalised following the referendum in September, including gangs selling to those under 20. Others however, argue that the current system is a failure and discriminates.
- The country entered Alert Level 1 at midnight on June 8, meaning all New Zealanders could return to their places of work, as social and business restrictions were lifted. Border controls remained in place. The decision was made to move into Alert Level 1 following 16 days of no new cases of COVID-19.
- New Zealand gained two new cases of COVID-19 following 24 days with no new cases. The first new cases were given an exemption to leave their isolation early after the passing of a relative and drove from Auckland to Wellington. It was initially said that they had no contact with anyone during this time but was then found that they did get help from a friend after they got lost on the Auckland motorway.
- National Leader Todd Muller criticised the Government for the lack of information provided on the number of people who were given compassionate leave without being tested for COVID-19, following the confirmation of the two cases of the two sisters. Director-General of Health Dr Ashely Bloomfield later announced that 51 out of the 55 people who were allowed to leave managed isolation early were not tested for COVID-19.
- National health spokesman Michael Woodhouse alleged that a homeless man spent two weeks in managed isolation after claiming to be a returning New Zealander. Housing Minister Megan Woods formally requested he provide more information, as the Government found no evidence to back his claim.
- An overhaul of the border controls in place due to COVID-19 has meant that any Kiwi that refuses a test would be held in isolation for 28 days and given a \$4000 fine or jail time if they break isolation rules. Prime Minister Jacinda Ardern also announced a new health order, that means that a negative test will be required before anyone can leave quarantine or managed isolation.
- Prime Minister Jacinda Ardern said she was frustrated that her and her fellow MPs were still receiving their full pay, despite promising pay cuts two months ago to show solidarity with New Zealanders impacted financially by the Lockdown. It was announced that the pay cuts will start on July 9, and last for six months.
- The National Party accused the Government of bypassing the built-for-purpose Infrastructure Commission when it came to green-lighting COVID-19 projects, including the Auckland Harbour Bridge 'Skypath' cycle and walkway.
- The Labour Party revealed its list MPs ahead of the election in September. Infectious disease specialist Dr Ayesha Verrall was placed at number 18, meaning she is very likely to become an MP following the election. Health Minister David Clark was demoted from ninth to seventeenth, following his breaking of the Lockdown rules.
- The Māori Party launched its 2020 election campaign, with a focus on targeting racism and inequity. Their affirmative action policy demands help to reverse decades of discrimination and disadvantage against Māori.
- New Zealand First put proposals to overhaul how rape trials are run on hold, following concerns on the impact on fair rights trials. Justice Minister Andrew Little confirmed that the bill's progress has been stalled until the issues raised by New Zealand First are resolved.
- Internal Affairs Minister Tracey Martin said that a law-change to enable trans people to more easily change their gender on official documents has fallen off the Government's agenda, and will not happen before the election in September.

Question order and wording

Voting eligibility

“If a general election was held today, would you be eligible to vote?”

NOTE: Those not eligible to vote are excluded from the total sample size for this poll.

Likelihood to vote

“If a general election was held today, how likely would you be to vote?”

NOTE: Those claiming they would be ‘quite likely’ or ‘very likely’ to vote have been included in the party support analysis.

Introduction

“Under MMP you get two votes.

One is for a political party and is called a party vote.

The other is for your local MP and is called an electorate vote.”

Party vote

“Firstly thinking about the Party Vote which is for a political party.

Which political party would you vote for?”

IF DON'T KNOW

“Which one would you be most likely to vote for?”

NOTE: Those who indicated the party they would be most likely to vote for have been included in the party support analysis, provided they said they would be ‘quite likely’ or ‘very likely’ to vote.

Preferred Prime Minister

“Thinking about all current MPs of any party, which one would you personally prefer to be Prime Minister?”

IF NO ONE

“Is there anyone who is not a current MP who you would prefer to be Prime Minister?”

Economic outlook

“And do you think during the next 12 months the economy will be in a better state than at present, or in a worse state?”

Party vote

“Which political party would you vote for?”

IF DON'T KNOW

“Which one would you be most likely to vote for?”

	4-8 Jun 2019	20-24 Jul 2019	5-9 Oct 2019	23-27 Nov 2019	8-12 Feb 2020	16-20 May 2020	20-24 Jun 2020
Don't know	10%	11%	14%	13%	13%	11%	10%
Refused	4%	3%	4%	3%	4%	5%	4%
TOTAL	14%	13%	18%	17%	17%	16%	15%
Base (n=)	1,002	1,003	1,008	1,006	1,004	1,003	1,007

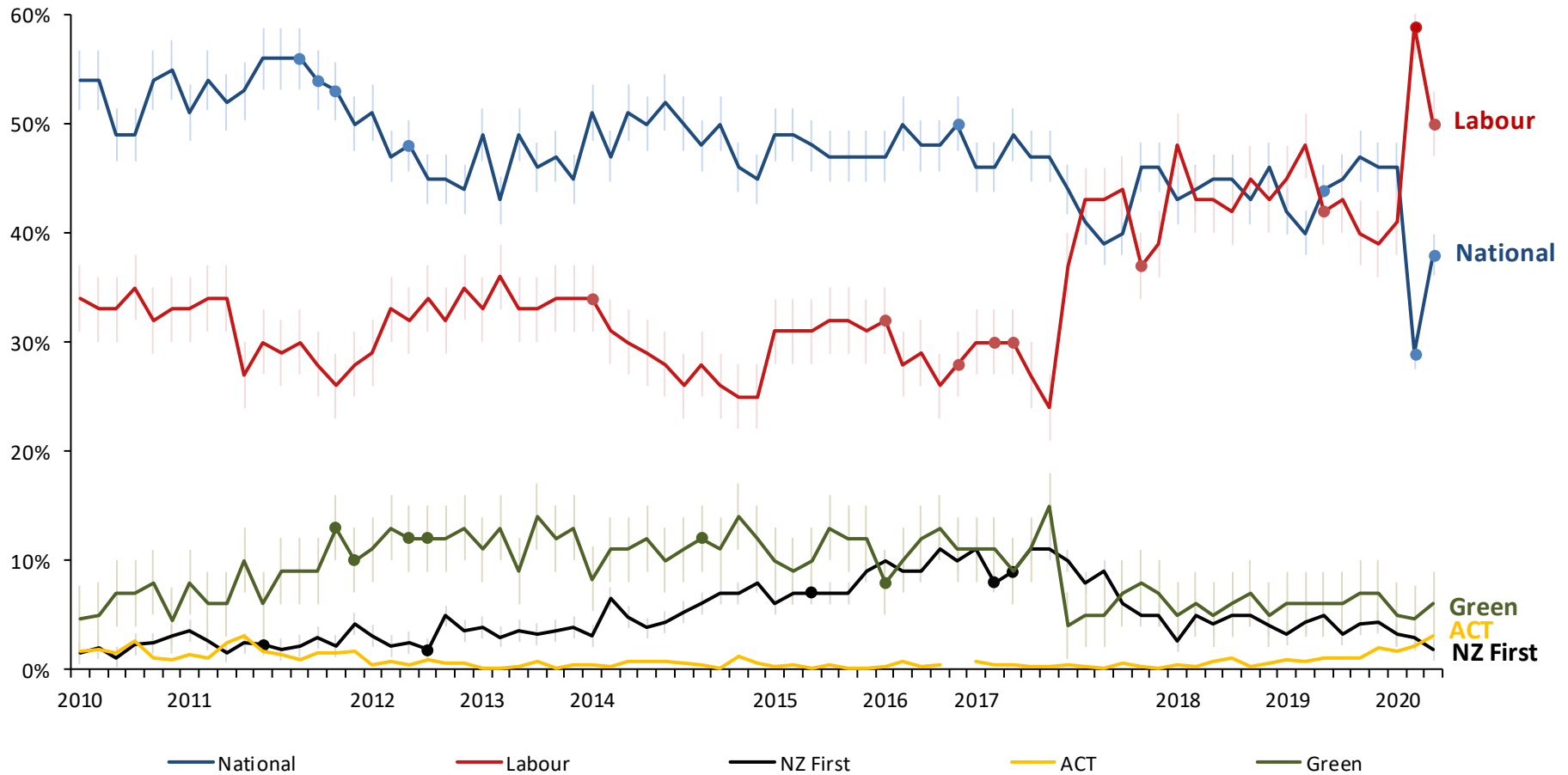
Based on eligible New Zealand voters.

	4-8 Jun 2019	20-24 Jul 2019	5-9 Oct 2019	23-27 Nov 2019	8-12 Feb 2020	16-20 May 2020	20-24 Jun 2020
Labour Party	42%	43%	40%	39%	41%	59%	50%
National Party	44%	45%	47%	46%	46%	29%	38%
Green Party	6%	6%	7%	7%	5%	4.7%	6%
ACT Party	0.7%	1.0%	0.9%	1.6%	1.7%	2.2%	3.1%
New Zealand First	5%	3.3%	4.2%	4.3%	3.3%	2.9%	1.8%
Māori Party	0.5%	1.1%	0.8%	0.5%	1.1%	1.2%	0.9%
New Conservative	0.6%	0.8%	0.4%	0.8%	0.8%	0.4%	0.7%
The Opportunities Party	0.5%	0.5%	0.5%	0.9%	0.1%	0.5%	0.5%
Aotearoa Legalise Cannabis Party	0.1%	0.1%	0.1%	0.1%	0.1%	-	0.2%
Social Credit	-	-	-	-	-	0.3%	0.1%
Vision New Zealand	-	-	-	-	-	0.1%	-
NZ Outdoors Party	-	-	-	-	-	0.1%	-
Other	0.4%	0.2%	-	-	-	-	-
TOTAL	100%*	100%*	100%*	100%*	100%*	100%*	100%*
Base (n=)	820	827	785	803	800	835	822

Based on probed party supporters. *Percentages do not add to total due to rounding.

1 NEWS Colmar Brunton Poll

Party Vote



Note: Line markers indicate significant differences from the previous poll at the 95% confidence level, and error bars display the 95% confidence interval for each National, Labour, Green and NZ First Party result. Error bars and markers are not displayed for other parties because they would be indistinguishable on the chart. Significance testing carried out back to the 2011 general Election. Results up to the end of September 2017 were obtained via landline-only sampling.

Preferred Prime Minister

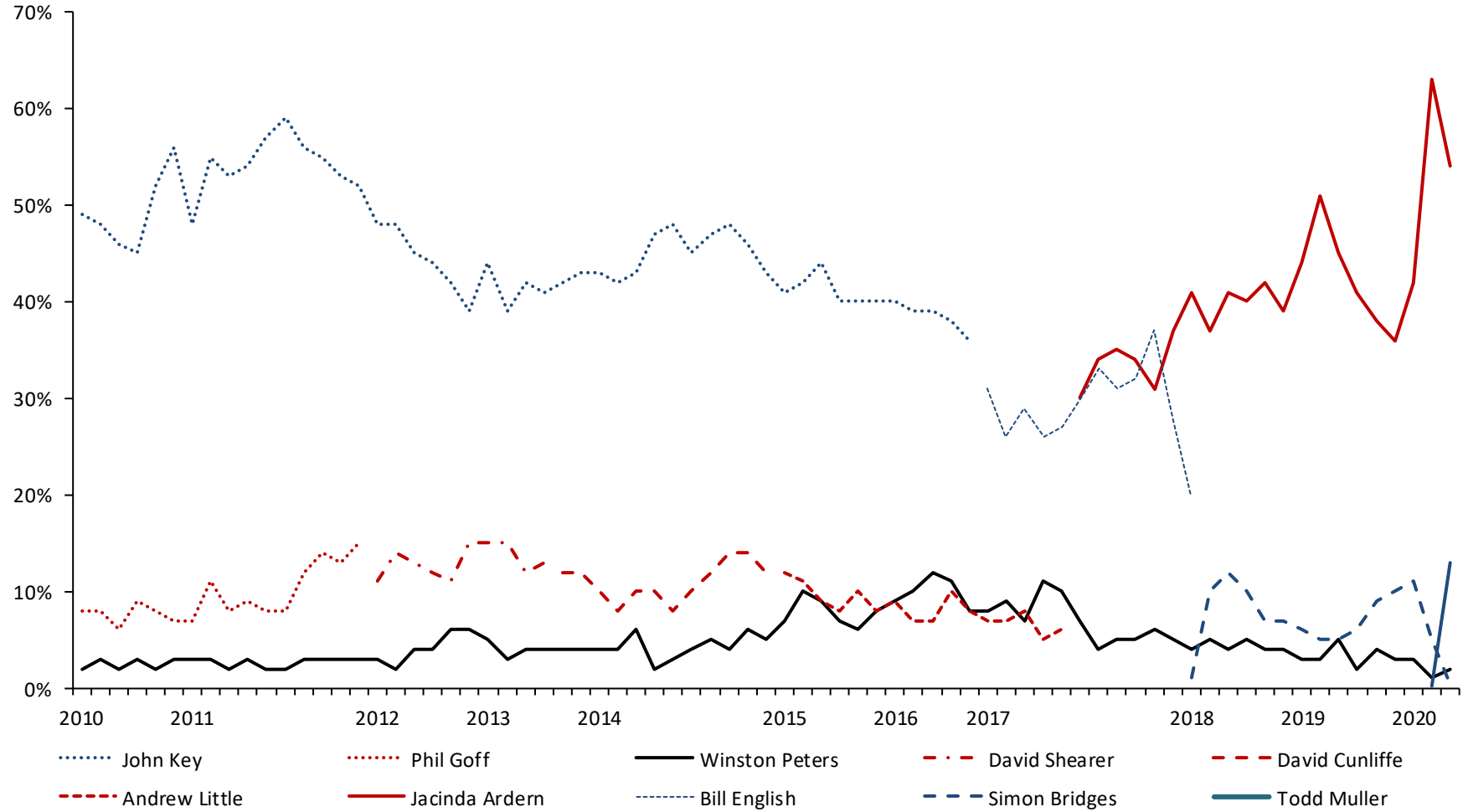
“Now thinking about all current MPs of any party, which one would you personally prefer to be Prime Minister?” **IF NO ONE:** “Is there anyone who is not a current MP who you would prefer to be Prime Minister?”

	4-8 Jun 2019	20-24 Jul 2019	5-9 Oct 2019	23-27 Nov 2019	8-12 Feb 2020	16-20 May 2020	20-24 Jun 2020
Jacinda Ardern	45%	41%	38%	36%	42%	63%	54%
Todd Muller	-	0.1%	0.2%	-	-	0.2%	13%
Judith Collins	6%	6%	5%	4%	3%	3%	2%
Winston Peters	5%	2%	4%	3%	3%	1%	2%
Christopher Luxon	-	0.6%	0.4%	1%	1%	1%	0.9%
David Seymour	0.5%	0.4%	0.4%	0.6%	0.8%	0.4%	0.8%
Mark Mitchell	1%	0.5%	0.4%	0.3%	0.1%	0.2%	0.5%
Simon Bridges	5%	6%	9%	10%	11%	5%	0.4%
Grant Robertson	0.2%	0.1%	-	-	-	0.1%	0.3%
Paula Bennett	0.4%	0.3%	0.6%	0.9%	1%	0.3%	0.3%
John Key	0.9%	1%	0.5%	1%	0.7%	0.5%	0.3%
Nikki Kaye	0.2%	-	0.2%	0.2%	0.5%	0.4%	0.2%
Steven Joyce	-	-	0.1%	-	0.1%	-	0.2%
Bill English	0.1%	0.2%	0.1%	-	0.2%	0.1%	0.2%
Andrew Little	0.1%	-	-	0.1%	0.1%	-	0.2%
Amy Adams	0.5%	0.1%	0.2%	-	-	0.2%	0.2%
Leighton Baker	-	-	-	-	-	0.3%	0.1%
Marama Davidson	-	0.1%	0.3%	-	0.5%	0.1%	0.1%
Gareth Morgan	-	-	-	-	-	0.1%	0.1%
James Shaw	0.1%	-	0.3%	0.3%	0.1%	0.1%	0.1%
Helen Clark	<0.1%	0.2%	0.1%	0.2%	0.3%	0.1%	0.1%
Paul Goldsmith	-	-	-	-	-	0.3%	-
Chloe Swarbrick	0.3%	0.1%	0.3%	0.4%	-	0.1%	-
Kelvin Davis	-	0.2%	-	-	-	0.1%	-
Ron Mark	-	-	-	-	-	0.1%	-
Phil Goff	-	-	-	-	0.2%	0.1%	-
Shane Jones	-	-	-	-	0.1%	-	-
Other	2%	3%	1%	2%	1%	1%	0.7%
Don't know	28%	32%	32%	34%	30%	18%	20%
None	3%	4%	3%	3%	2%	2%	3%
Refused	2%	2%	3%	2%	1%	2%	2%
TOTAL	100%*	100%*	100%*	100%*	100%*	100%*	100%*
Base (n=)	1,002	1,003	1,008	1,006	1,004	1,003	1,007

Based on eligible New Zealand voters. *Percentages do not add to total due to rounding.

1 NEWS Colmar Brunton Poll

Preferred Prime Minister



Economic outlook

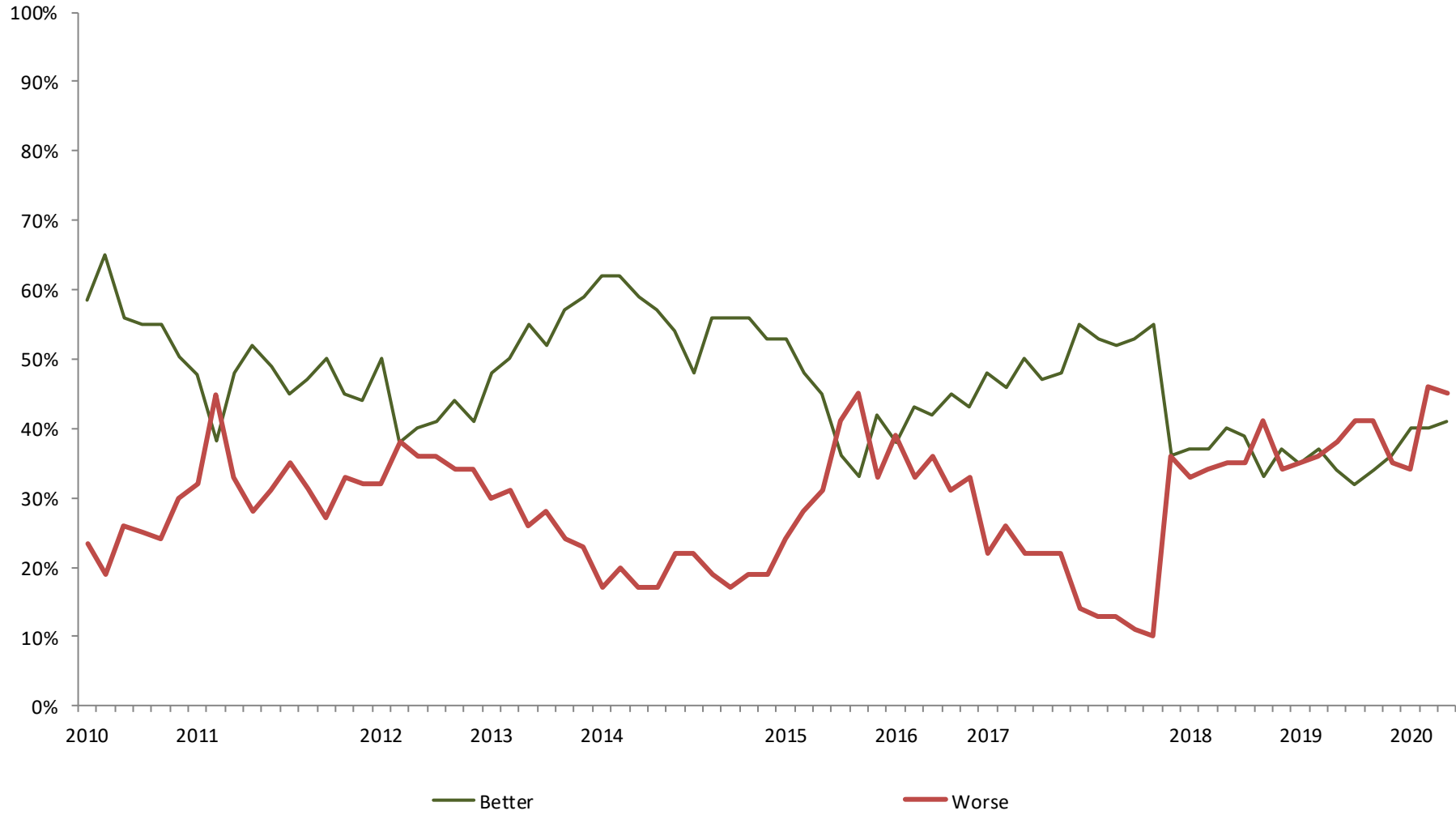
“And do you think during the next 12 months the economy will be in a better state than at present, or in a worse state?”

	4-8 Jun 2019	20-24 Jul 2019	5-9 Oct 2019	23-27 Nov 2019	8-12 Feb 2020	16-20 May 2020	20-24 Jun 2020
Better	34%	32%	34%	36%	40%	40%	41%
Same	28%	27%	25%	29%	26%	14%	14%
Worse	38%	41%	41%	35%	34%	46%	45%
TOTAL	100%	100%	100%	100%	100%	100%	100%
Base (n=)	1,002	1,003	1,008	1,006	1,004	1,003	1,007

Based on eligible New Zealand voters. *Percentages do not add to total due to rounding.

1 NEWS Colmar Brunton Poll

Economic Outlook



Cannabis referendum

“A referendum on the legalisation of cannabis will be held at the 2020 General Election. New laws would allow people aged 20 and over to purchase cannabis for recreational use. The laws would also control the sale and supply of cannabis. At this stage, do you think you will vote for cannabis to be legalised¹, or for cannabis to remain illegal?”

Total eligible New Zealand voters				
	4-8 June 2019	23-27 November 2019	8-12 February 2020	20-24 June 2020
Legalise cannabis	39%	43%	39%	40%
Remain illegal	52%	49%	51%	49%
Will not vote	1%	1%	1%	1%
Don't know / Refused	8%	6%	9%	11%
Total	100%	100%*	100%	100%*
Base (n=)	1,002	1,006	1,004	1,007

Based on eligible New Zealand voters. *Percentages do not add to 100% due to rounding

Eligible New Zealand voters continue to say they are more likely to vote against the legalisation of cannabis in this year's referendum, than in favour.

Forty-nine percent say they will vote for it to remain illegal, compared to 40% who say they will vote for cannabis to be legalised. One percent indicate they will not vote in the referendum, while 11% are either undecided or refused to answer the question.

Those groups of voters who are more likely than average (40%) to **vote for the legalisation of cannabis** include:

- Green party supporters (81%)
- Those aged 18-29 (62%)
- Wellingtonians (57%)
- Māori (56%)
- Labour party supporters (48%).

Those groups of voters who are more likely than average (49%) to **vote against the legalisation of cannabis** include:

- National party supporters (68%)
- Those aged 70+ (65%).

¹ The order in which the answer codes were read was reversed, so 50% of respondents heard “cannabis to be legalised” first, and 50% heard “cannabis to remain illegal” first.

Government's response to COVID-19

"Do you think the New Zealand Government has responded appropriately to the Coronavirus outbreak?"

	Total eligible New Zealand voters		
	8-12 February 2020	16-20 May 2020	20-24 Jun 2020
Yes	62%	92%	83%
No	25%	7%	14%
Don't know / Not sure what Coronavirus is	12%	2%	3%
Total	100%*	100%*	100%
Base (n=)	1,004	1,003	1,007

Based on eligible New Zealand voters. *Percentages do not add to 100% due to rounding

The vast majority of eligible New Zealand voters continue to think the Government has responded appropriately to the coronavirus outbreak.

However, the proportion of voters who hold this opinion has declined from 92% to 83%, while those who hold the opposing view has increased from 7% to 14%. The remaining 3% are either undecided or unsure what Coronavirus is.

Those groups of voters who are more likely than average (83%) to think the Government **has responded appropriately** to the Coronavirus outbreak include:

- Labour party supporters (97%)
- Wellingtonians (92%).

Those groups of voters who are more likely than average (14%) to think the Government **has not responded appropriately** to the Coronavirus outbreak include:

- National party supporters (29%)
- Those aged 70+ (19%).

Approval of Todd Muller

“Do you approve or disapprove² of the way Todd Muller is handling his job as leader of the National Party?”

	Total eligible New Zealand voters	
	Simon Bridges 16-20 May 2020	Todd Muller 20-24 June 2020
Approve	22%	36%
Disapprove	63%	27%
Don't know / Refused	15%	37%
Total	100%	100%
Nett approval (approve % minus disapprove %)	-40³	+10⁴
Base (n=)	1,003	1,007

Based on eligible New Zealand voters.

Thirty-six percent of eligible voters approve of the way Todd Muller is handling his job as leader of the National party, compared to 27% who disapprove. A further 37% are unsure (or refused to answer). This gives Todd Muller a nett approval rating of +10. Nett approval is the proportion who approve of a politician minus those who disapprove.

Todd Muller's approval rating is notably better than Simon Bridges rating of -40 in the May 2020 Poll.

Those groups of eligible voters who are more likely than average (36%) to **approve** of how Todd Muller is handling his job as leader of the National Party include:

- National party supporters (68%)
- Those with an annual household income of between \$70,001 and \$100,000 (48%)
- Men (44%)
- New Zealand Europeans (39%).

Those groups of eligible voters who are more likely than average (27%) to **disapprove** of how Todd Muller is handling his job as leader of the National Party include:

- Labour party supporters (40%)
- Those with an annual household income of up to \$70,000 (33%)
- Women (32%).

² The order in which the answer codes were read was reversed, so 50% of respondents heard “approve or disapprove” and 50% of respondents heard “disapprove or approve.”

³ Please note the nett approval is -40, not -41, due to rounding. The full percentages are 22.3% approval and 62.6% disapproval.

⁴ Please note the nett approval is +10, not +9, due to rounding. The full percentages are 36.3% approval and 26.7% disapproval.

Parliamentary seat entitlement

The following table shows the parliamentary seat entitlement according to the results reported in this poll.

The table assumes ACT wins one electorate seat.

	Number of seats
Labour Party	62
National Party	47
Green Party	7
ACT Party	4
TOTAL	120

Method for calculating parliamentary seat entitlement

The St Laguë method is used by the Chief Electoral Officer at election time to convert the number of votes for each party into the number of seats they get in Parliament.

It is applied to all the parties which are eligible, either by exceeding the 5% threshold or by winning at least one electorate seat. More information about the St Laguë method can be obtained directly from the Electoral Commission.